STAR WARS™ LEGION™

READ THIS FIRST

Be sure to use a pair of sharp hobby clippers to remove the miniature components from the frame. Carefully clean the excess material and mold lines with a sharp hobby knife. Check the fit of each part before gluing. Use a small amount of hobby plastic glue to assemble the components. Use caution with all products and follow all manufacturer instructions. Adult supervision is recommended for children under the age of 16. Have fun!

JOIN THE COMMUNITY

Use **#MyStarWarsLegion** to share your miniature photos and be a part of the *Star Wars™: Legion* community!

AtomicMassGames **AtomicMassGames** **Atomic_Mass_Transmissions**

WOOKIEE CHIEFTAIN

SWQ18 ASSEMBLY (A)

STEP 1

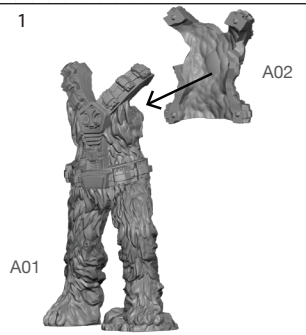

STEP 2



STEP 3

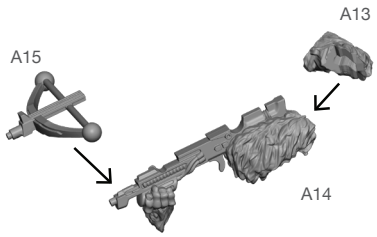

STEP 4

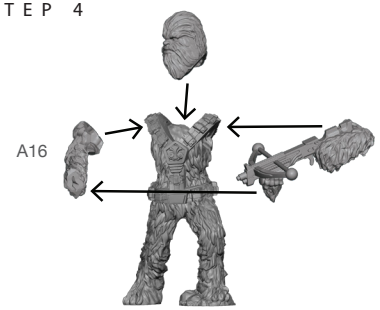

STEP 5



FINAL



© LFL © AMG

ALL PARTS SHOULD BE ASSEMBLED USING PLASTIC GLUE. PERMISSION GRANTED TO PRINT OR PHOTOCOPY FOR PERSONAL USE.

WOOKIEE WARRIOR

SWQ18 ALTERNATE ASSEMBLY (A)

STEP 1

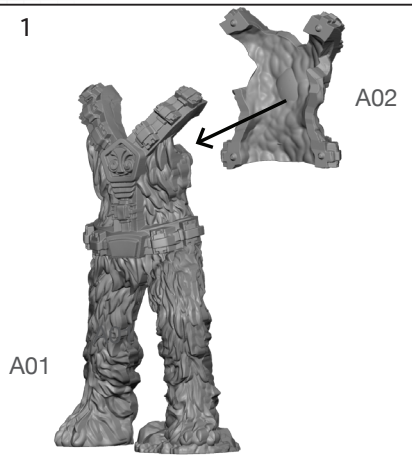

STEP 2

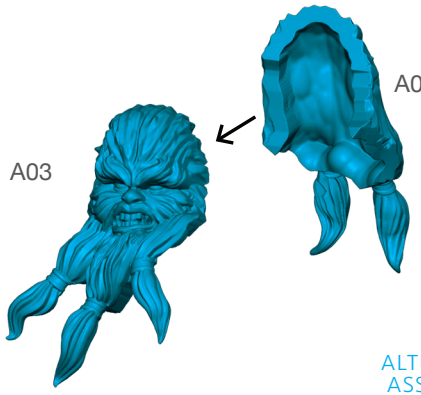

ALTERNATE ASSEMBLY

FINAL



STEP 3



STEP 4

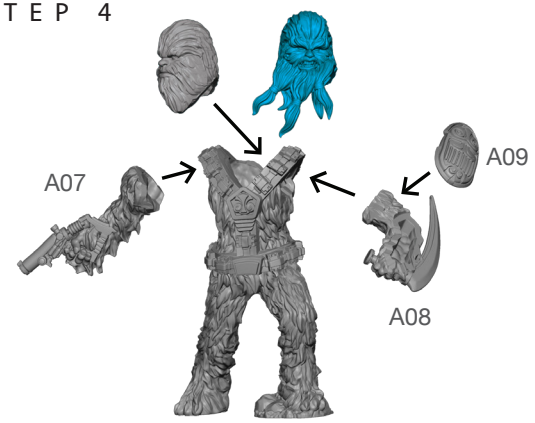

© LFL © AMG

ALL PARTS SHOULD BE ASSEMBLED USING PLASTIC GLUE. PERMISSION GRANTED TO PRINT OR PHOTOCOPY FOR PERSONAL USE.

WOOKIEE WARRIOR

SWQ18 ALTERNATE ASSEMBLY (A)

STEP 1

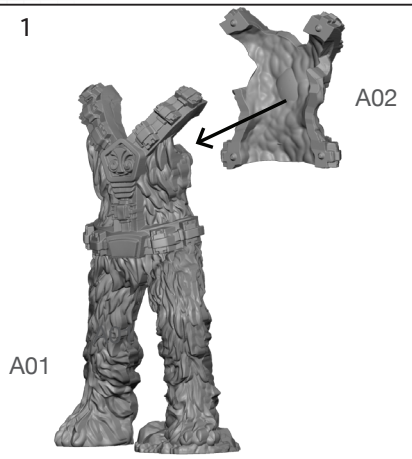

STEP 2

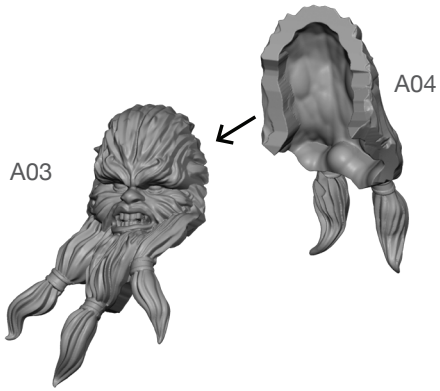

FINAL



STEP 3

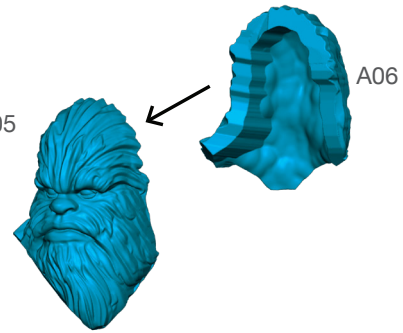

ALTERNATE ASSEMBLY

STEP 4

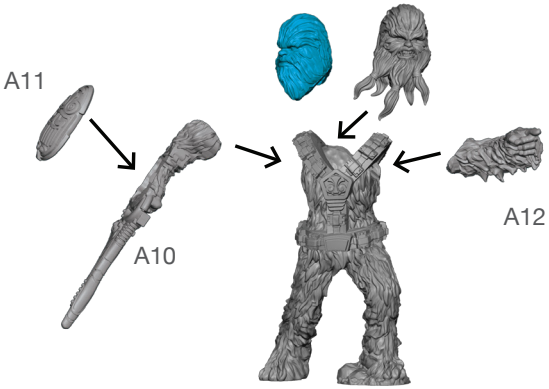

© LFL © AMG

ALL PARTS SHOULD BE ASSEMBLED USING PLASTIC GLUE. PERMISSION GRANTED TO PRINT OR PHOTOCOPY FOR PERSONAL USE.

WOOKIEE WARRIOR

SWQ18 ALTERNATE ASSEMBLY (A)

STEP 1

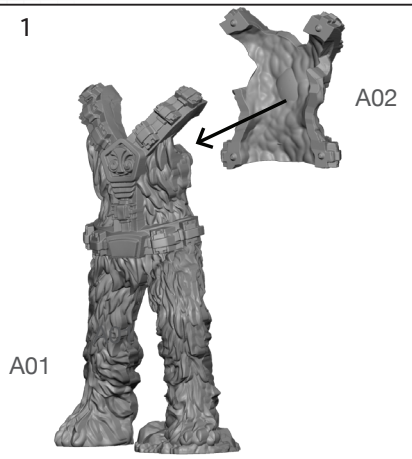

STEP 2

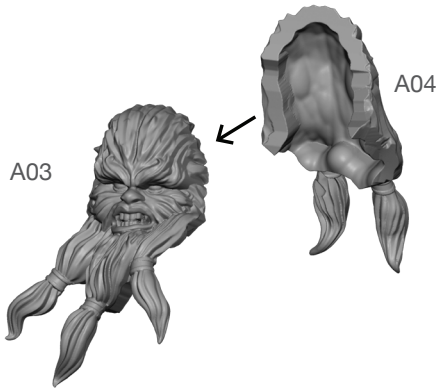

FINAL



STEP 3

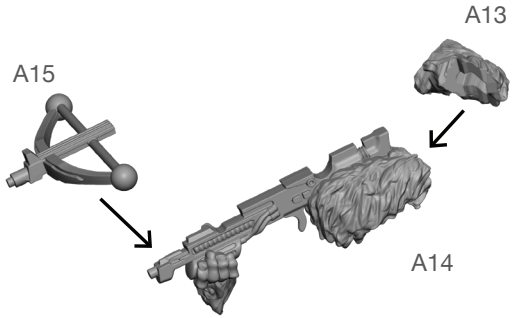

STEP 4

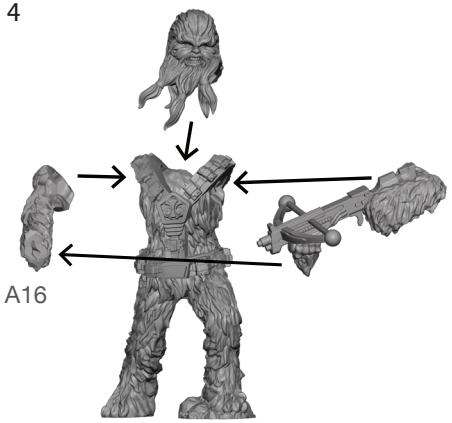

© LFL © AMG

ALL PARTS SHOULD BE ASSEMBLED USING PLASTIC GLUE. PERMISSION GRANTED TO PRINT OR PHOTOCOPY FOR PERSONAL USE.

WOOKIEE WARRIOR

SWQ18 ASSEMBLY (B)

STEP 1

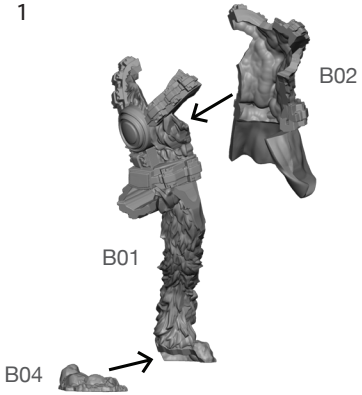

STEP 2



FINAL



STEP 3

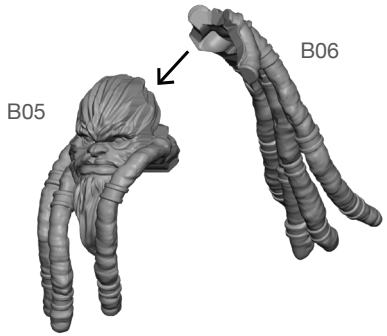

STEP 5

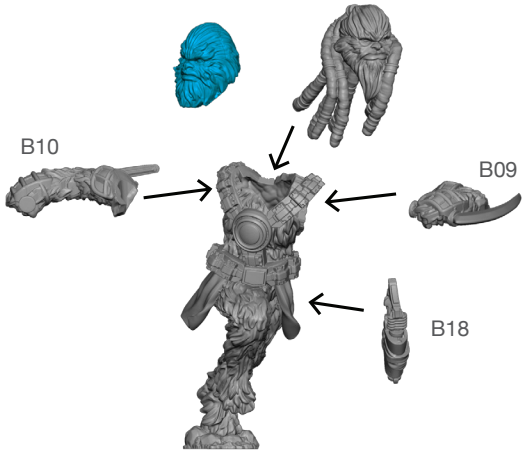

STEP 4

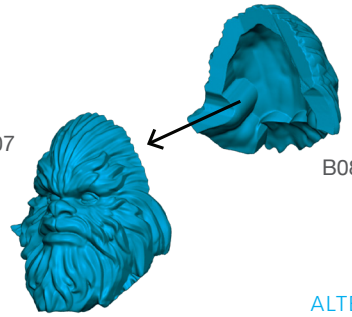

ALTERNATE ASSEMBLY

© LFL © AMG

ALL PARTS SHOULD BE ASSEMBLED USING PLASTIC GLUE. PERMISSION GRANTED TO PRINT OR PHOTOCOPY FOR PERSONAL USE.

WOOKIEE WARRIOR

SWQ18 ALTERNATE ASSEMBLY (B)

STEP 1

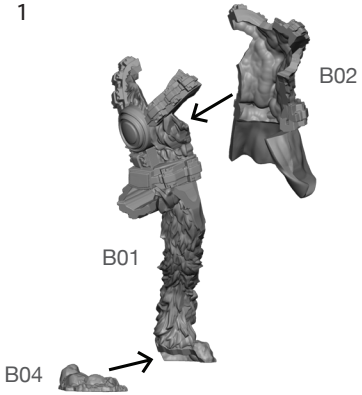

STEP 2



FINAL



STEP 3

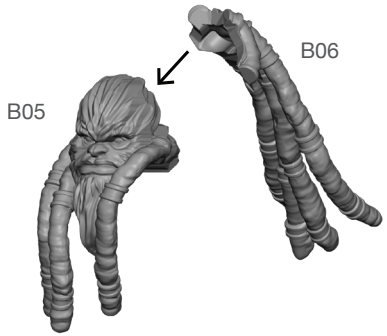

STEP 5

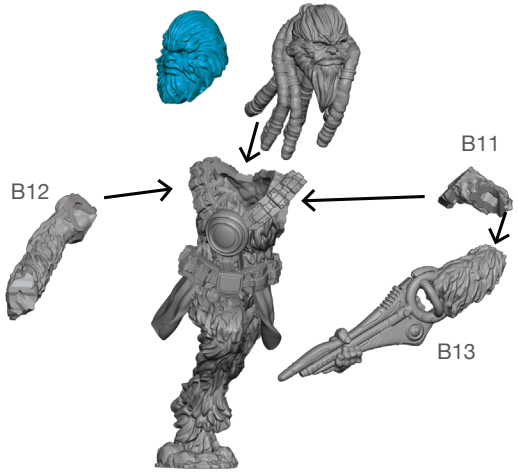

STEP 4

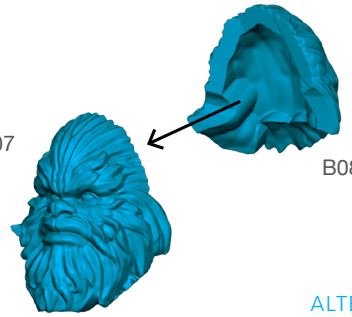

ALTERNATE ASSEMBLY

© LFL © AMG

ALL PARTS SHOULD BE ASSEMBLED USING PLASTIC GLUE. PERMISSION GRANTED TO PRINT OR PHOTOCOPY FOR PERSONAL USE.

WOOKIEE WARRIOR

SWQ18 ALTERNATE ASSEMBLY (B)

STEP 1

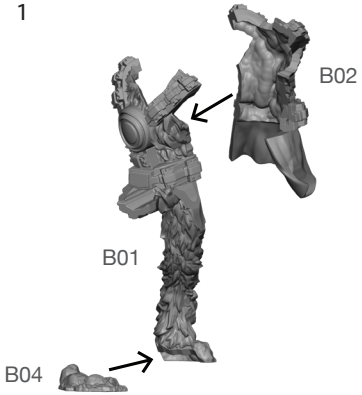

STEP 2



STEP 3



STEP 4

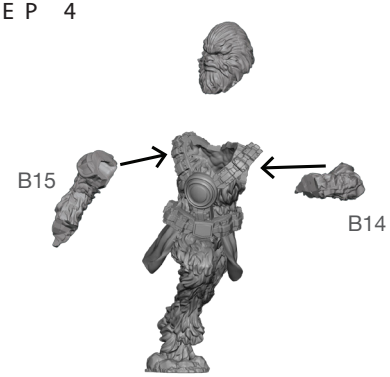

STEP 5



STEP 6

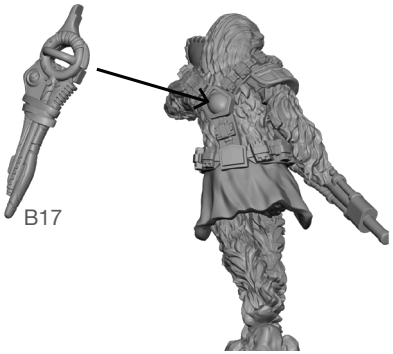

FINAL



© LFL © AMG

ALL PARTS SHOULD BE ASSEMBLED USING PLASTIC GLUE. PERMISSION GRANTED TO PRINT OR PHOTOCOPY FOR PERSONAL USE.

WOOKIEE WARRIOR

SWQ18 ASSEMBLY (C)

STEP 1

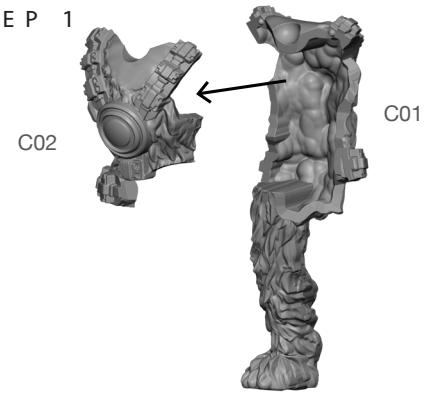

STEP 2

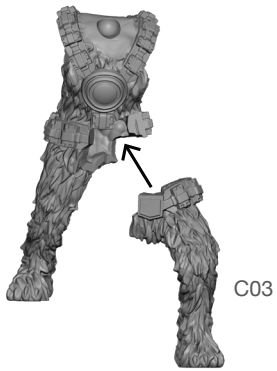

STEP 3

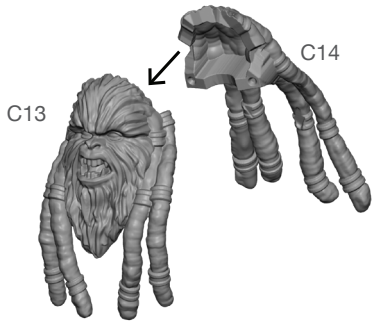

STEP 4

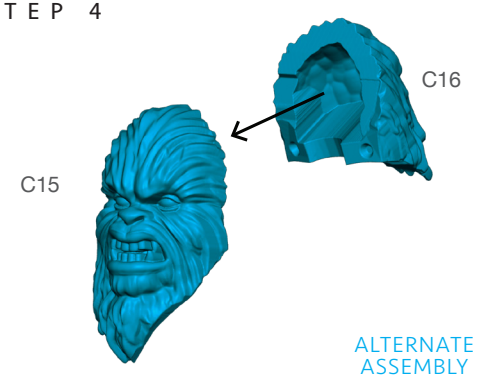

ALTERNATE ASSEMBLY

STEP 5



FINAL



© LFL © AMG

ALL PARTS SHOULD BE ASSEMBLED USING PLASTIC GLUE. PERMISSION GRANTED TO PRINT OR PHOTOCOPY FOR PERSONAL USE.

WOOKIEE WARRIOR

SWQ18 ALTERNATE ASSEMBLY (C)

STEP 1

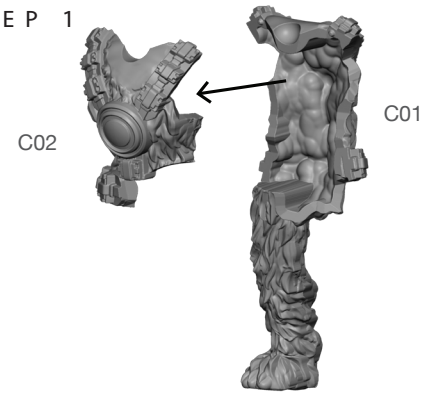

STEP 2

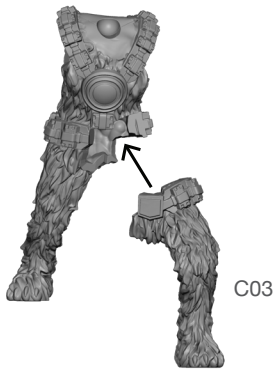

FINAL



STEP 3

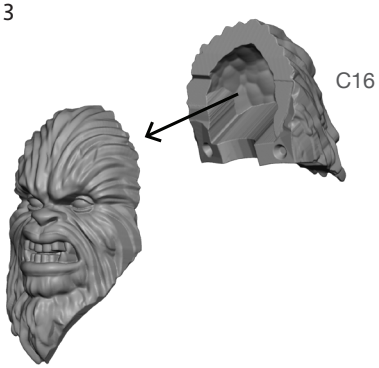

STEP 4

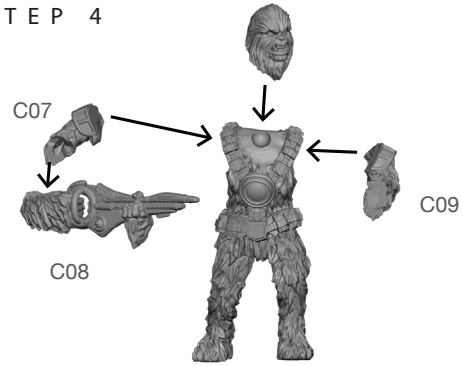

© LFL © AMG

ALL PARTS SHOULD BE ASSEMBLED USING PLASTIC GLUE. PERMISSION GRANTED TO PRINT OR PHOTOCOPY FOR PERSONAL USE.

WOOKIEE WARRIOR

SWQ18 ALTERNATE ASSEMBLY (C)

STEP 1

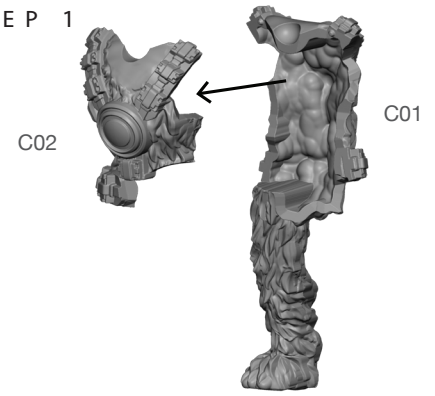

STEP 2

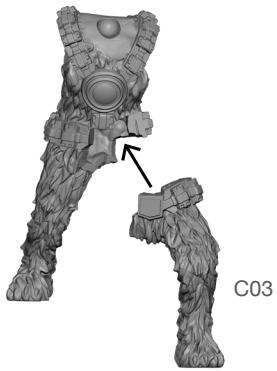

FINAL



STEP 3



STEP 4

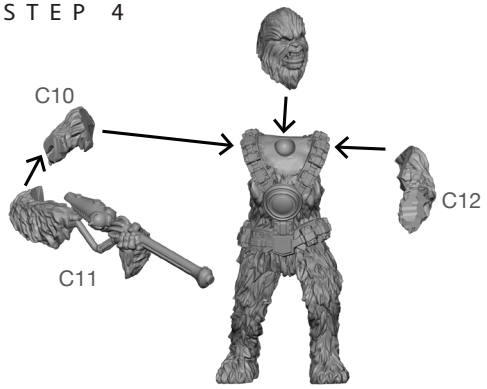

STEP 5

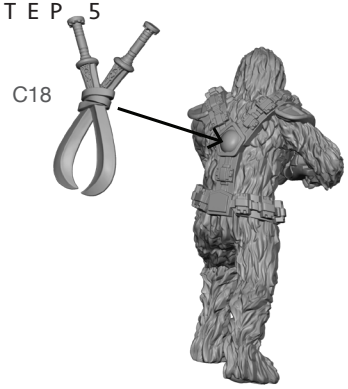

© LFL © AMG

ALL PARTS SHOULD BE ASSEMBLED USING PLASTIC GLUE. PERMISSION GRANTED TO PRINT OR PHOTOCOPY FOR PERSONAL USE.